

[QR CODE]

* If a problem occurs, enter the appropriate QR code. Once connected, you can watch a YouTube video about the inspection details.

NO	DEFECT SYMPTOM	QR CODE
1	E.31 GOAL KEEPER MOTOR ERROR	E.31 
2	E.41 BALL MOUNTING MOTOR ERROR	E.41 
3	E.71 GOAL IN HOLE SENSOR ERROR	E.71 
4	E.81 PRIZE HOPPER MOTOR OR SENSOR ERROR E.82 PRIZE HOPPER MOTOR OR SENSOR ERROR	E.81,82 
5	SOLENOIDE ERROR	SOLENOIDE 

*** ANDAMIRO WARRANTIES the parts from date of shipment as follows.**












- One Year Limited Warranty : Electronic Boards








- 6 Month Limited Warranty : Moving Parts

CONTENTS






1. ERROR CODEP03
2. TEST MODEP05
3. TROUBLESHOOTINGP09
4. WARRANTY ITEM & PART PICTUREP23












[1. ERROR CODE]













ERROR CODE			
ERROR CODE FND DISPLAY	ERROR TYPE	DESCRIPTION	CHECK POINTS
[Er] [02] GOALS TIME 	SYSTEM	PROBLEM AT MAIN BOARD BACK-UP MEMORY (FRAM)	REPLACE MAIN BOARD IF PROBLEM IS STILL NOT FIXED AFTER TURNING POWER OFF AND ON
[Er] [03] GOALS TIME 		PROBLEM AT SETUP STORAGE DATA	1. PERFORM FACTORY SETTING 2. CHECK SET UP AND SAVE 3. REPLACE MAINBOARD IF PROBLEM IS STILL NOT FIXED
[Er] [04] GOALS TIME 		PROBLEM AT GAME STORAGE DATA	REPLACE MAIN BOARD IF PROBLEM IS STILL NOT FIXED AFTER TURNING POWER OFF AND ON
[Er] [11] GOALS TIME 	COIN SELECTOR	CONTINUOUS SENSOR SIGNAL AT COIN SELECTOR 1	1. OPERATION CHECK OF COIN SELECTOR 1 2. SENSOR INPUT CHECK OF COIN SELECTOR 1
[Er] [12] GOALS TIME 		CONTINUOUS SENSOR SIGNAL AT COIN SELECTOR 2	1. OPERATION CHECK OF COIN SELECTOR 2 2. SENSOR INPUT CHECK OF COIN SELECTOR 2
[Er] [13] GOALS TIME 	BILL ACCEPTER	CONTINUOUS SENSOR SIGNAL AT BILL ACCEPTER	1. OPERATION CHECK OF BILL ACCEPTER 2. SENSOR INPUT CHECK OF BILL ACCEPTER
[Er] [31] GOALS TIME 	GOAL KEEPER MOTOR	PROBLEM AT GOAL KEEPER MOTION SENSOR SIGNAL (NO SENSOR SIGNAL OR CONTINUOUS SIGNAL)	1. CHECK MOTOR OPERATION STATUS 2. CHECK INPUT STATUS OF MOTION SENSOR
[Er] [41] GOALS TIME 	BALL MOUNTING MOTOR	PROBLEM AT BALL MOUNTING MOTION SENSOR SIGNAL (NO SIGNAL OR CONTINUS SIGNAL)	1. CHECK MOTOR OPERATION STATUS 2. CHECK OPERATION SENSOR INPUT STATUS
[Er] [71] GOALS TIME 	GOAL IN HOLE SENSOR	CONTINUOUS GOAL IN HOLE SENSOR SIGNAL	1. CHECK BALL JAMMING STATUS 2. CHECK GOAL IN HOLE SENSOR STATUS
[Er] [81] GOALS TIME 	PRIZE HOPPER	NO DISPENSING SENSOR SIGNAL DURING OPERATION OF PRIZE HOPPER	1. CHECK WHETHER THERE IS NO CAPSULE 2. CHECK MOTOR OPERATION 3. CHECK SENSOR STATUS
[Er] [82] GOALS TIME 		CONTINUOUS PRIZE OUT SENSOR SIGNAL	1. CHECK WHETHER THERE IS NO CAPSULE 2. CHECK MOTOR OPERATION 3. CHECK SENSOR STATUS

















ERROR CODE ERROR DETECTION METHOD			
ERROR CODE FND DISPLAY	ERROR TYPE	DESCRIPTION	CHECK POINTS
[Er] [03] GOALS TIME 	SYSTEM	PROBLEM AT SETUP STORAGE DATA	ERROR OCCURS IF THERE IS ANY PROBLEM READING SET UP BACK UP MEMORY AFTER POWER IS TURNED ON
[Er] [04] GOALS TIME 		PROBLEM AT GAME STORAGE DATA	ERROR OCCURS IF THERE IS ANY PROBLEM READING GAME BACK UP MEMORY AFTER POWER IS TURNED ON
[Er] [11] GOALS TIME 	COIN SELECTOR	CONTINUOUS SENSOR SIGNAL AT COIN SELECTOR 1	ERROR OCCURS IF SIGNAL IS CONTINUED MORE THAN 2 SECONDS WHILE INHIBIT IS ON
[Er] [12] GOALS TIME 		CONTINUOUS SENSOR SIGNAL AT COIN SELECTOR 2	
[Er] [13] GOALS TIME 	BILL ACCEPTER	CONTINUOUS SENSOR SIGNAL AT BILL ACCEPTER	ERROR OCCURS IF SIGNAL IS CONTINUED MORE THAN 2 SECONDS WHILE INHIBIT IS ON
[Er] [31] GOALS TIME 	GOAL KEEPER MOTOR	PROBLEM AT GOALKEEPER OPERATION SENSOR SIGNAL (NO SIGNAL OR CONTINUOUS SIGNAL)	ERROR HAPPENS IF THERE IS NO SENSOR SIGNAL FOR MORE THAN 5 SECONDS DURING MOTOR OPERATION.
[Er] [41] GOALS TIME 	BALL MOUNTING MOTOR	PROBLEM AT BALL MOUNTING OPERATION SENSOR SIGNAL (NO SIGNAL OR CONTINUOUS SIGNAL)	IF THERE IS NO SENSOR SIGNAL FOR MORE THAN THREE SECONDS DURING MOTOR OPERATION, IT STOPS AND ROTATES IN REVERSE FOR TWO SECONDS AND THEN ROTATES FORWARD. IF THERE IS STILL NO SENSOR SIGNAL FOR THREE SECONDS DURING THIS PROCESS, ERROR OCCURS








[2. TEST MODE]


5. TEST MODE - OPERATION TEST ※ TEST MODE HOW TO OPERATE SELECT CHECK BUTTON			
1	2	3	4
 MENU/SELECT	 MOVE/CHANGE	 or  MENU/SELECT SHOOT	 CANCEL/SERVICE
ENTER SETUP MODE	MOVE TO TEST MENU ITEM	OPERATE TEST ITEM ON/OFF	EXIT (TO PREVIOUS MENU)

TEST ITEM	FND DISPLAY	DESCRIPTION
51. INPUT TEST	GOALS TIME 	CHECK INPUT STATUS OF BUTTON AND SENSOR (TO BE PLAYED BY SOUND WHEN INPUT STATUS OF EACH BUTTON AND SENSOR IS CHECKED) BASICALLY INPUT STATUS NUMBER IS DISPLAYED IN THE 1ST PLACE OF TIME FND
	TIME 	0. SETUP MENU/SELECT BUTTON [Sound: ZERO]
	TIME 	1. LEFT SHOOT BUTTON [Sound: ONE]
	TIME 	2. RIGHT SHOOT BUTTON [Sound: TWO]
	TIME 	3. GOAL IN HOLE SENSOR [Sound: THREE]
	TIME 	4. BALL MOUNTING SENSOR [Sound: FOUR]
	TIME 	5. COIN SELECTOR SENSOR 1 [Sound: FIVE]
	TIME 	6. COIN SELECTOR SENSOR 2 [Sound: SIX]
	TIME 	7. BILL ACCEPTER SIGNAL [Sound: SEVEN]
	TIME 	8. PRIZE OUT SENSOR [Sound: EIGHT]
	TIME 	DISPLAY OF INPUT STATUS IN THE 2ND PLACE OF TIME FND 9. GOALKEEPER MOTOR CHECK SENSOR[Sound: NINE]

52. LAMP & FND	GOALS  TIME 	LAMP, FND, LED TEST SELECT or SHOOT BUTTON : TEST BY PRESSING IN SEQUENCE OF [STEP] ▶ [ON] ▶ [ON/OFF] ▶ [OFF]
		[STEP] : TEST IN SEQUENCE AS BELOW ▶ LAMP : LEFT SHOOT BUTTON LAMP ON ▶ LAMP : RIGHT SHOOT BUTTON LAMP ON ▶ FND : TOTAL ON, OFF FLICKERING ▶ FND : DISPLAY [12] [34] IN SEQUENCE ▶ FND : DISPLAY TOTAL [11] [11] ~ [99] [99] NUMBER COUNT ▶ LED : GREEN LED AT TABLE FLANGE ON ▶ LED : FLICKERING OF GOAL IN HOLE ACRYL IN SEQUENCE OF WHITE, RED, GREEN, BLUE [ON] : STATUS OF TOTAL LAMP, FND, LED ON [ON/OFF] : ON/OFF TOTAL LAMP, FND, LED AT AN INTERVAL OF ONE SECOND [OFF] : STATUS OF TOTAL OFF (FND : DISPLAY OF CURRENT MENU ITEM [52] [--])
53. GOALKEEPER MOTOR	GOALS  TIME 	GOALKEEPER MOTOR TEST SELECT or SHOOT BUTTON : MOTOR OPERATION "ON" / "OFF"
	TIME 	DISPLAY OF MOTOR OPERATION STATUS IN THE 1ST PLACE OF TIME FND [o-] : MOTOR ON, [--] : MOTOR OFF
	TIME 	DISPLAY OF GOALKEEPER SENSOR CHECK COUNT IN THE 2ND PLACE OF TIME FND
	TIME 	DISPLAY OF GOALKEEPER SENSOR ON/OFF AT DOT OF THE 2ND PLACE OF TIME FND
54. PRIZE HOPPER MOTOR	GOALS  TIME 	PRIZE HOPPER MOTOR TEST SELECT BUTTON : MOTOR OPERATION "ON" / "OFF" SHOOT BUTTON : TEST FOR DISPENSING ONE PRIZE (FORWARD ROTATION / REVERSE ROTATION)
	TIME 	DISPLAY OF MOTOR OPERATION STATUS IN THE 1ST PLACE OF TIME FND [o-] : MOTOR ON, [--] : MOTOR OFF
	TIME 	DISPLAY OF PRIZE HOPPER SENSOR STATUS COUNT IN THE 2ND PLACE OF TIME FND
	TIME 	DISPLAY OF PRIZE HOPPER SENSOR ON/OFF STATUS AT DOT IN THE 2ND PLACE OF TIME FND

55. SOLENOID	GOALS TIME  	SOLENOID TEST SELECT BUTTON : AUTOMATIC OPERATION OF SOLENOID "ON", "OFF" REPETITION OF OPERATION FROM LEFT SOLENOID TO RIGHT SOLENOID LEFT SHOOT BUTTON : LEFT SOLENOID #1 "ON", "OFF" RIGHT SHOOT BUTTON : RIGHT SOLENOID #1 "ON", "OFF" TO PREVENT OVER LOAD AT SOLENOID TEST, RETEST IS POSSIBLE AFTER WAITING ONE SECOND FROM SWITCHING ON (WAIT FOR ONE SECOND AFTER SWITCHING ON)
	TIME 	DISPLAY OF LEFT SOLENOID OPERATION STATUS 1 IN THE 1ST PLACE OF TIME FND.WHEN IT IS BEING OPERATED, LEFT SHOOT BUTTON LAMP IS SWITCHED ON
	TIME 	DISPLAY OF RIGHT SOLENOID OPERATION STATUS 2 IN THE 2ND PLACE OF TIME FND. WHEN IT IS BEING OPERATED, RIGHT SHOOT BUTTON LAMP IS SWITCHED ON
56. COIN	GOALS TIME  	COIN SELECTOR TEST SELECT or SHOOT BUTTON : COIN SELECTOR OPERATION "ON" / "OFF". STATUS OF COIN SELECTOR "ON" IS DISPLAYED BY FLICKERING OF TIME/CREDIT(s) FND
	TIME 	COIN SELECTOT 1 SENSOR CHECK COUNT IS DISPLAYED IN THE 1ST PLACE OF TIME FND. STATUS OF COIN SELECTOR SENSOR IS DISPLAYED BY LEFT SHOOT BUTTON(On / Off)
	TIME 	COIN SELECTOR 2 SENSOR CHECK COUNT IS DISPLAYED IN THE 2ND PLACE OF TIME FND STATUS OF COIN SELECTOR SENSOR IS DISPLAYED BY RIGHT SHOOT BUTTON (On / Off)
57. BILL	GOALS TIME  	BILL ACCEPTER TEST SELECT or SHOOT BUTTON : BILL ACCEPTER OPERATION "ON" / "OFF". STATUS OF BILL ACCEPTER "ON" IS DISPLAYED BY FLICKERING OF TIME/CREDIT(s) FND
	TIME 	DISPLAY OF BILL ACCEPTER SENSOR CHECK COUNT IN THE 2ND PLACE OF TIME FND
	TIME 	DISPLAY OF BILL ACCEPTER SENSOR ON/OFF IN THE 2ND PLACE OF TIME FND DOT
58. COUNTER	GOALS TIME  	COUNTER TEST SELECT or SHOOT BUTTON : COIN IN AND PRIZE OUT COUNTER OPERATES AT AN INTERVAL OF ONE SECOND
	TIME 	DISPLAY OF COIN IN COUNER OPERATION IN THE 1ST PLACE OF TIME FND
	TIME 	DISPLAY OF PRIZE OUT COUNER OPERATION IN THE 2ND PLACE OF TIME FND

59. SOUND	GOALS TIME 	SOUND TEST SELECT BUTTON : AUTOMATIC PLAY OF SOUND, ON/OFF TEST SHOOT BUTTON : PLAY OF SOUND (ONE TIME)
	TIME 	DISPLAY OF SOUND PLAY "ON" IN THE 1ST PLACE OF TIME FND
60. BALL MOUNTED MOTOR	GOALS TIME 	BALL MOUNTING MOTOR TEST SELECT or SHOOT BUTTON : MOTOR OPERATION "ON" / "OFF"
	TIME 	DISPLAY OF MOTOR OPERATION STATUS IN THE 1ST PLACE OF TIME FND [0-] : MOTOR ON, [--] MOTOR OFF
	TIME 	DISPLAY OF BALL MOUNTING MOTOR SENSOR CHECK COUNT IN THE 2ND PLACE OF TIME FND
	TIME 	DISPLAY OF BALL MOUNTING SENSOR ON/OFF STATUS IN THE 2ND PLACE OF TIME FND DOT
EXIT	GOALS TIME 	EXIT (TO PREVIOUS MENU)

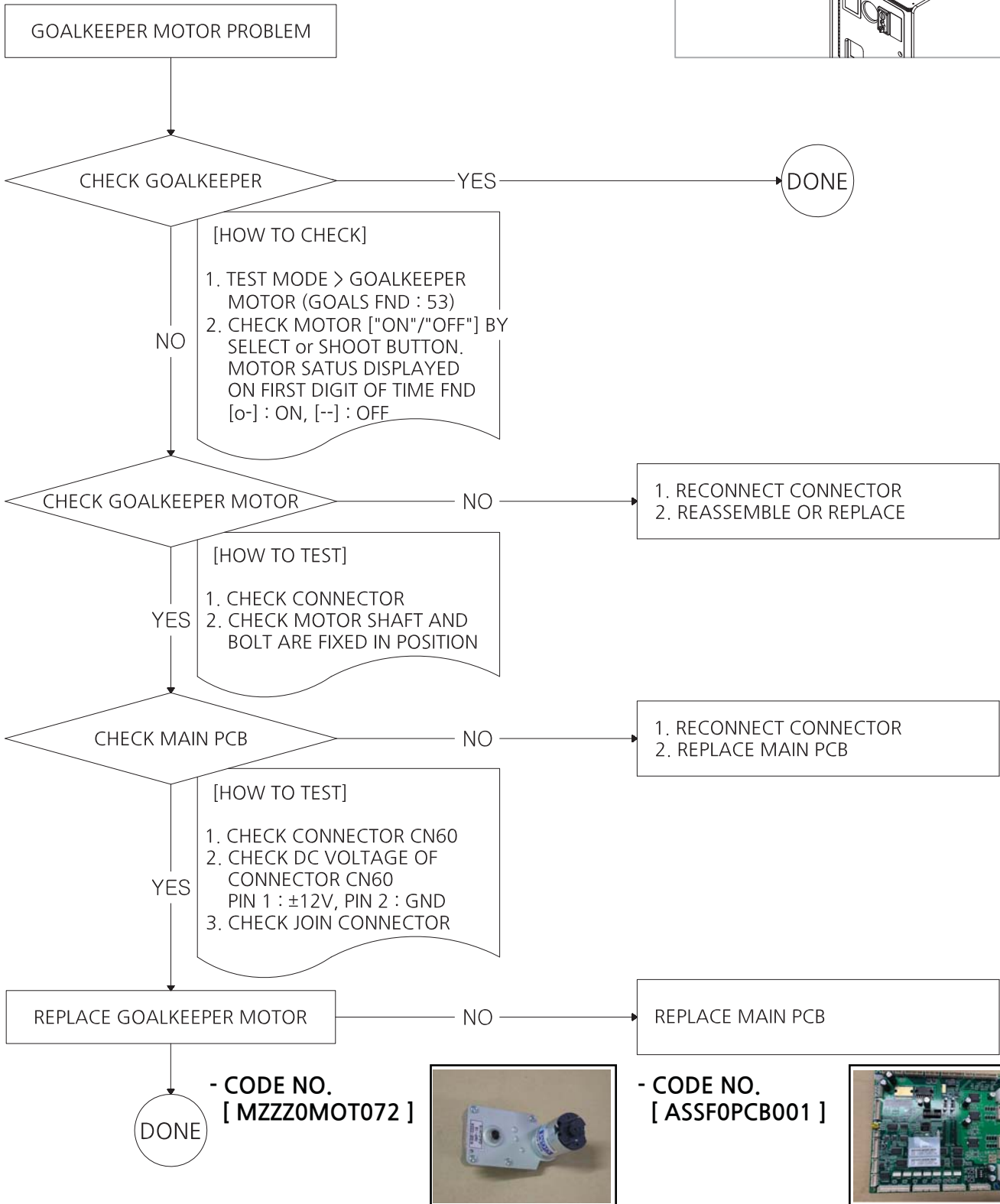
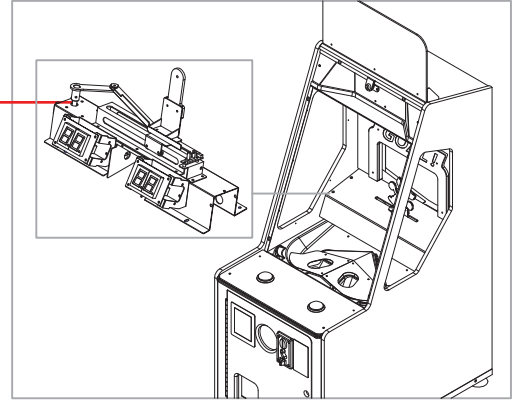
5. EXIT - EXIT TO OPERATION OPTIONS		
SETTING ITEM	FND DISPLAY	DESCRIPTION
5. EXIT	GOALS TIME 	EXIT TO OPERATION OPTIONS

[3. TROUBLESHOOTING]

* General check up : Check the supply voltage and wiring connection properly
 * "NO" : Means faulty of the check up result.

1. IN CASE OF GOALKEEPER MOTOR PROBLEM [Er. 31]

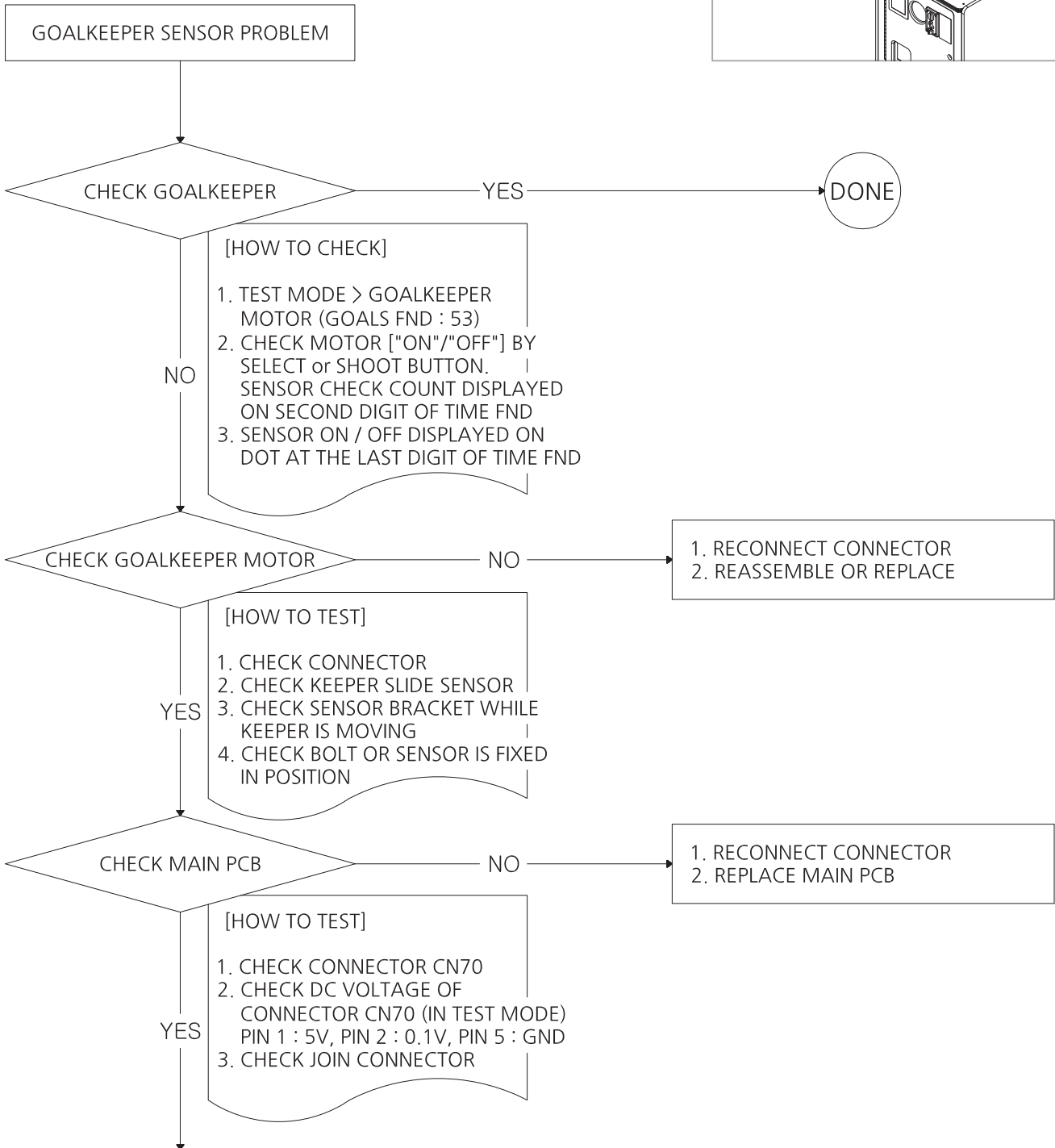
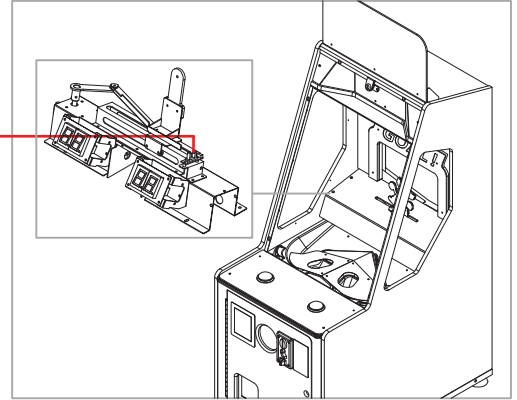
GOALKEEPER MOTOR

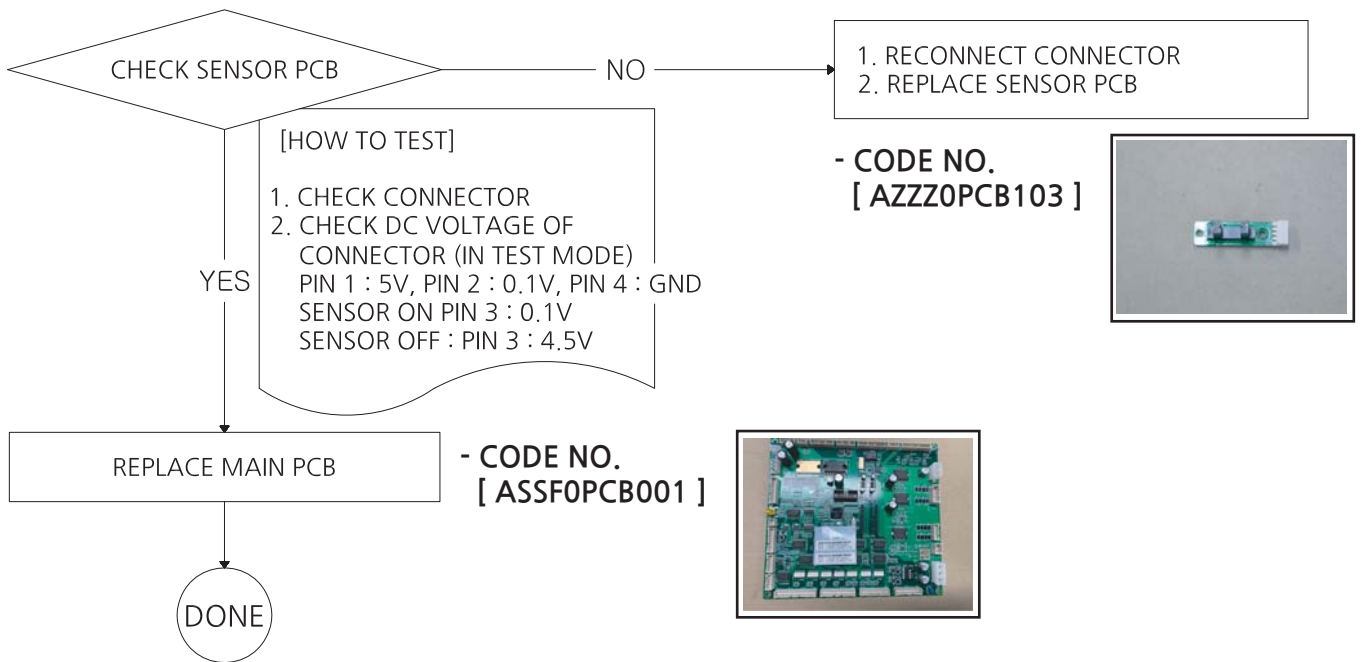


* General check up : Check the supply voltage and wiring connection properly
 * "NO" : Means faulty of the check up result.

2. IN CASE OF GOALKEEPER SENSOR PROBLEM [Er. 31]

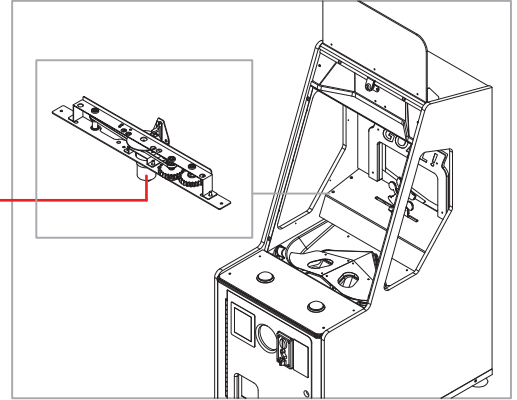
GOALKEEPER SENSOR



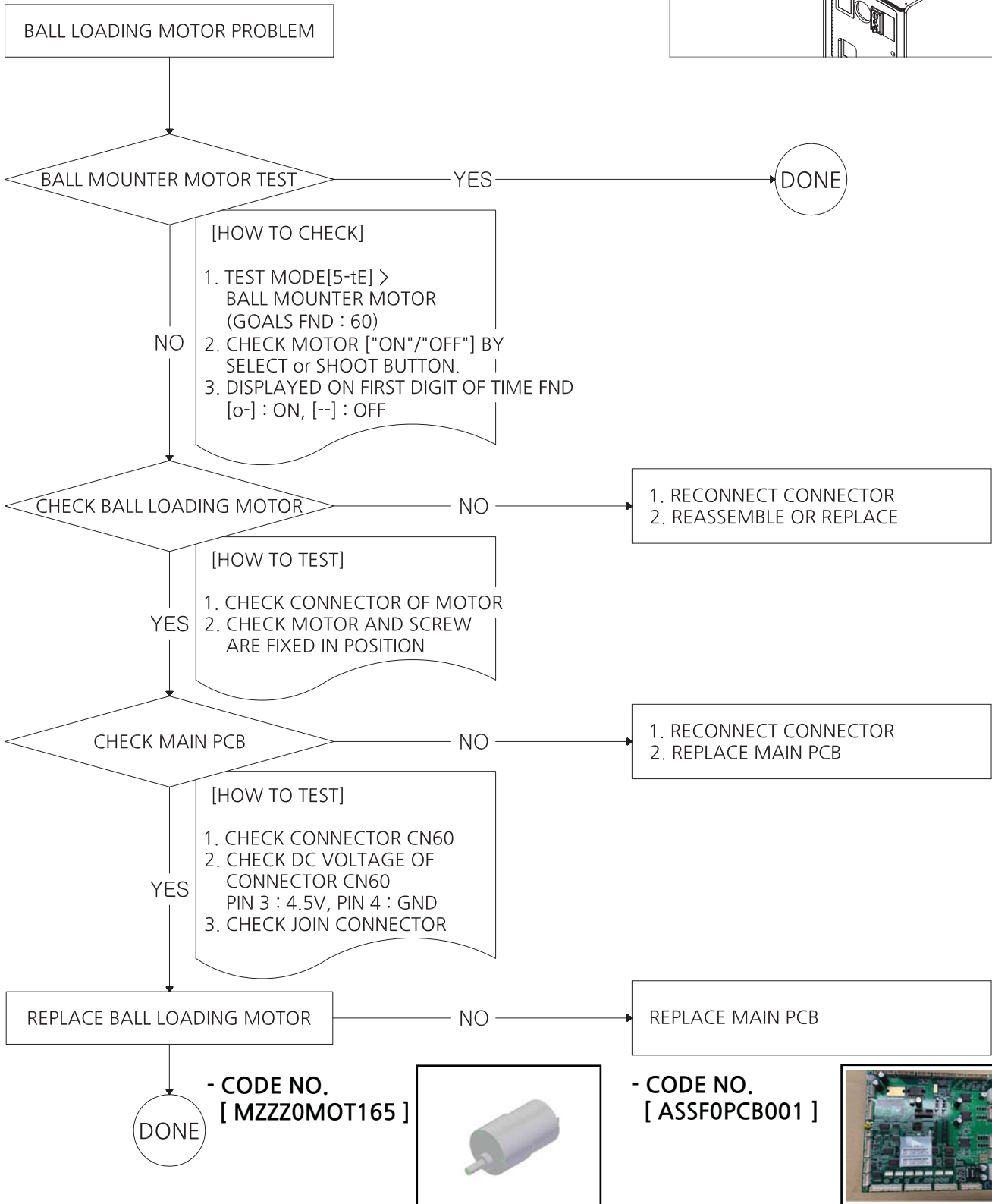


* General check up : Check the supply voltage and wiring connection properly
 * "NO" : Means faulty of the check up result.

3. IN CASE OF BALL LOADING MOTOR PROBLEM [ER. 41]

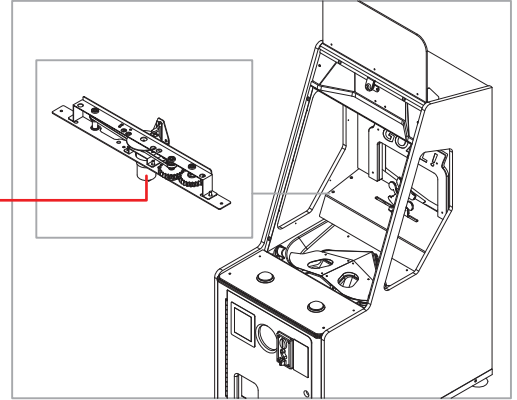


BALL LOADING MOTOR

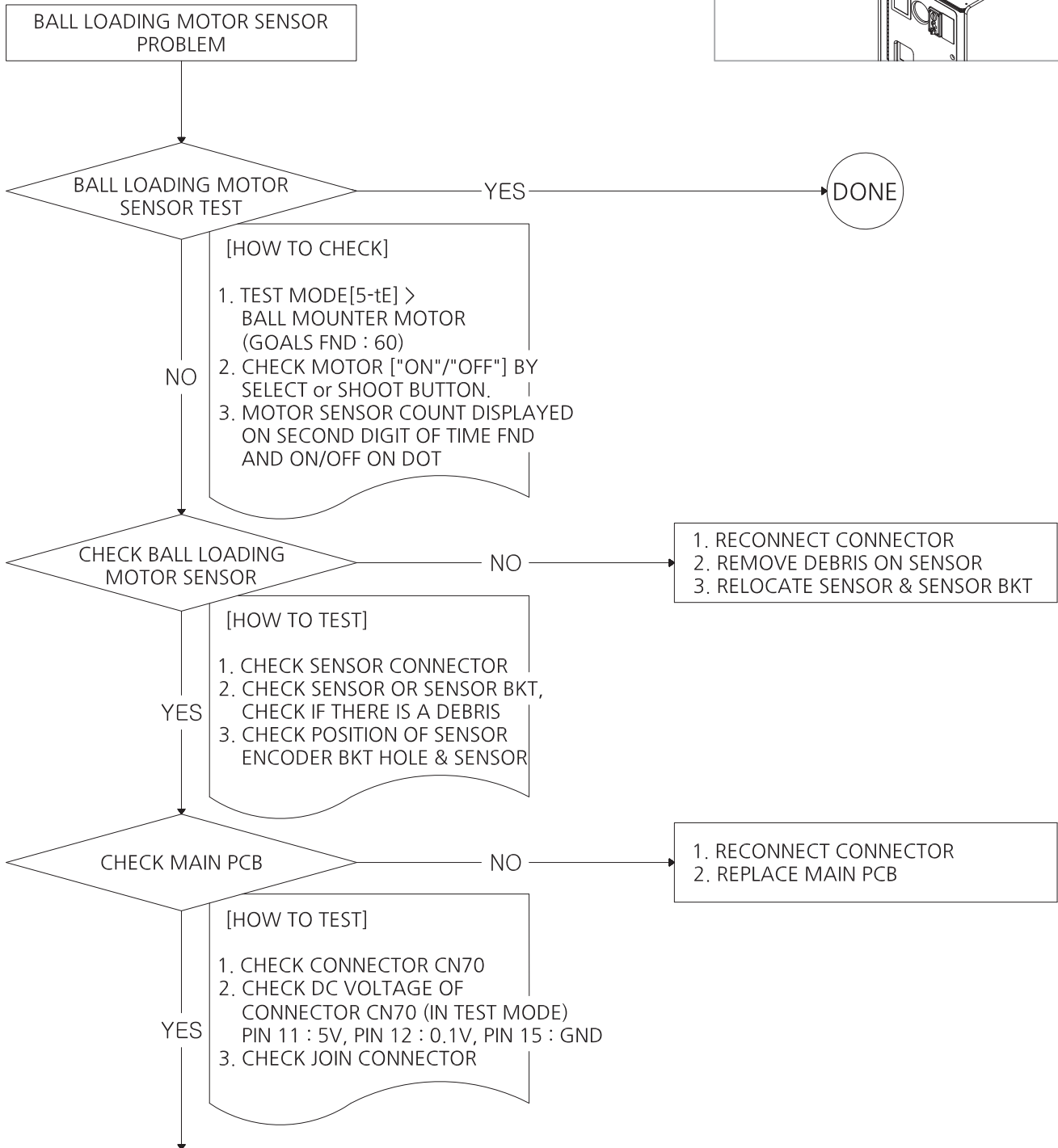


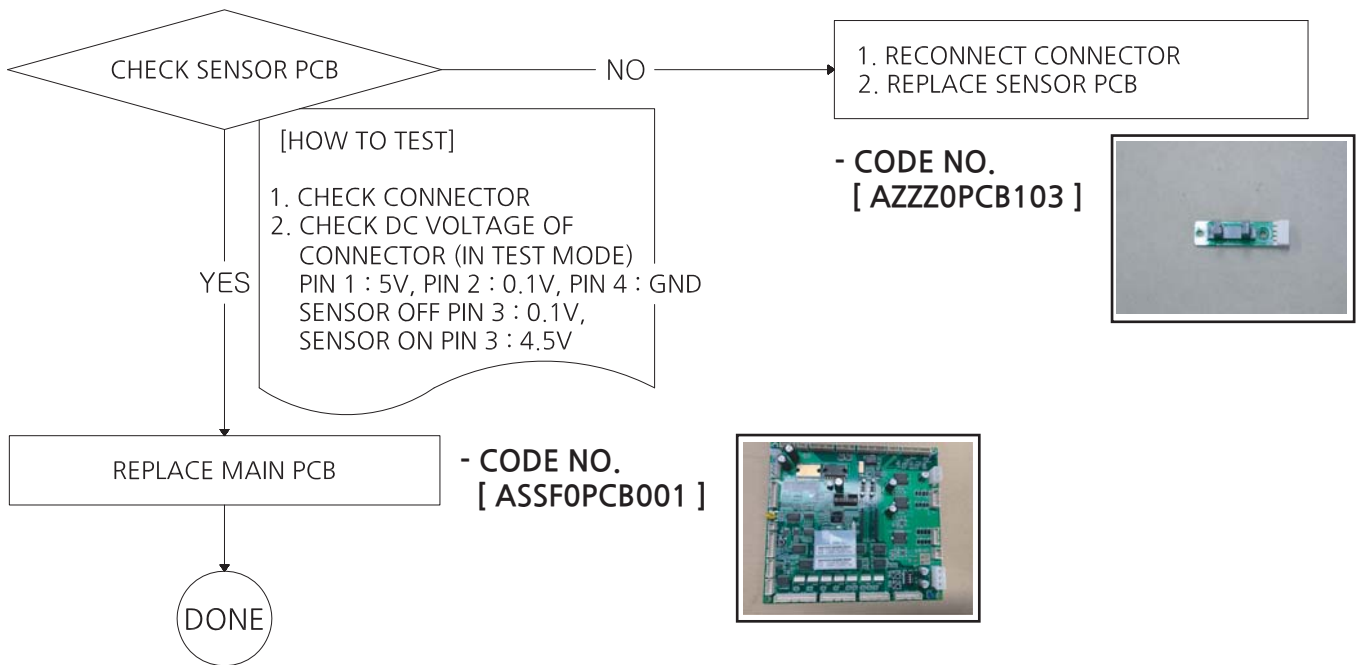
* General check up : Check the supply voltage and wiring connection properly
 * "NO" : Means faulty of the check up result.

4. IN CASE OF BALL LOADING MOTOR SENSOR PROBLEM [ER. 41]



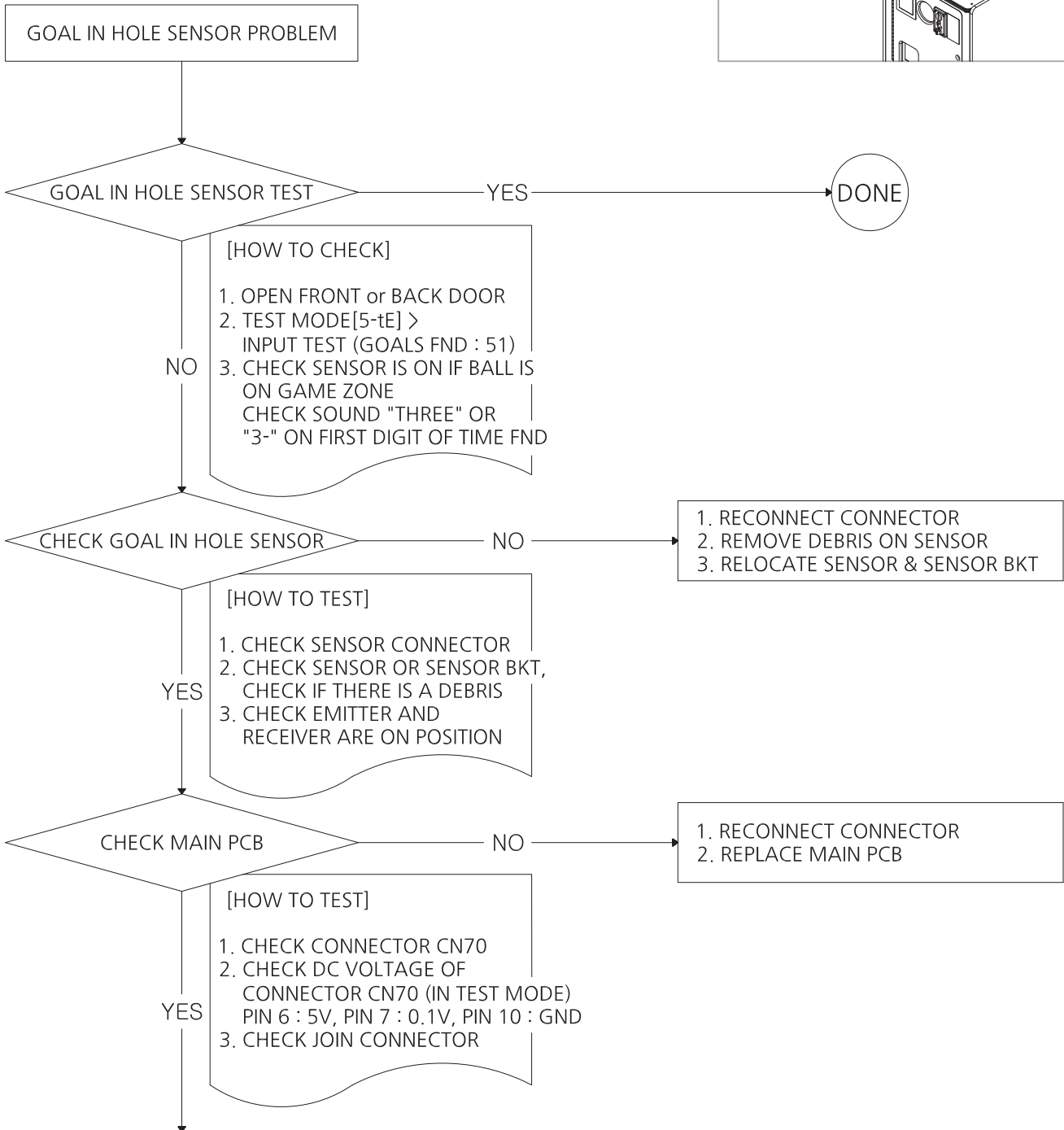
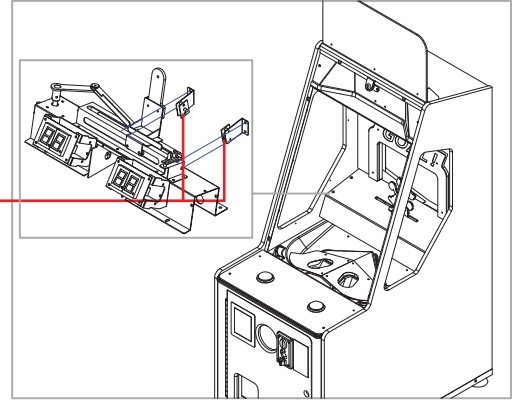
BALL LOADING MOTOR

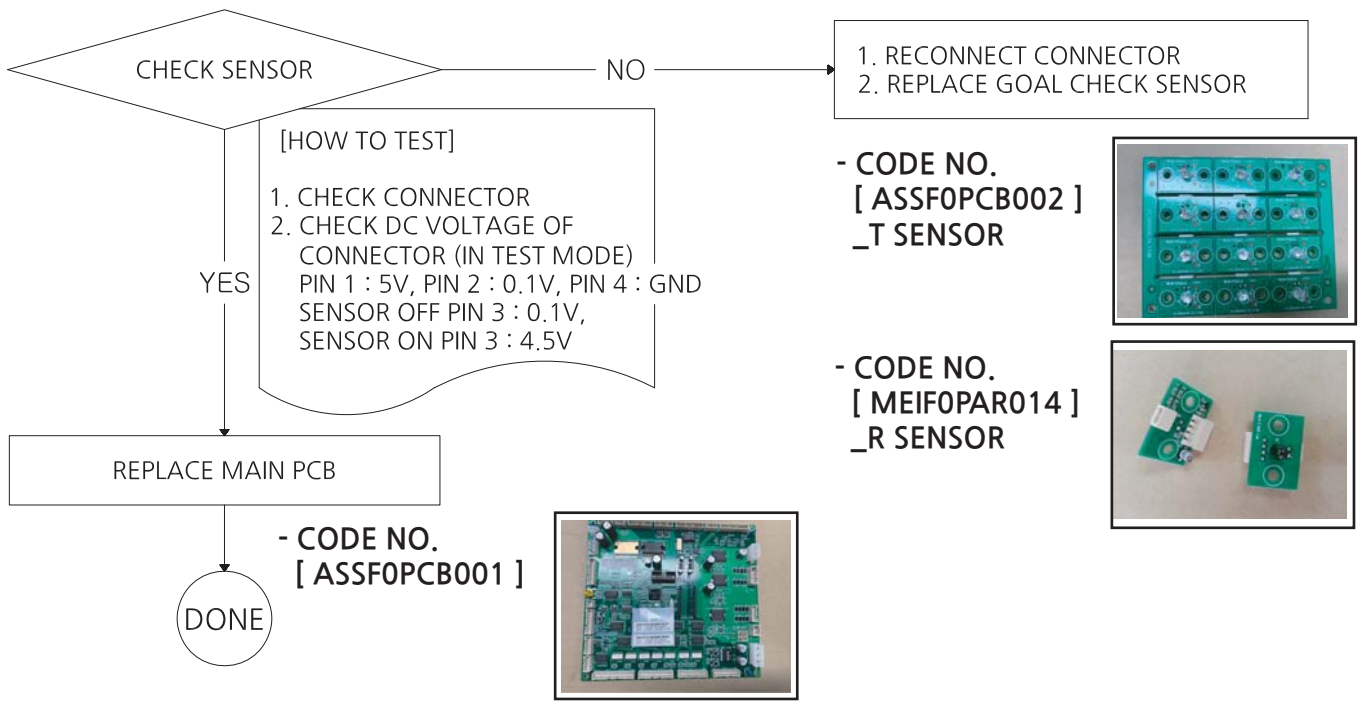




- * General check up : Check the supply voltage and wiring connection properly
- * "NO" : Means faulty of the check up result.

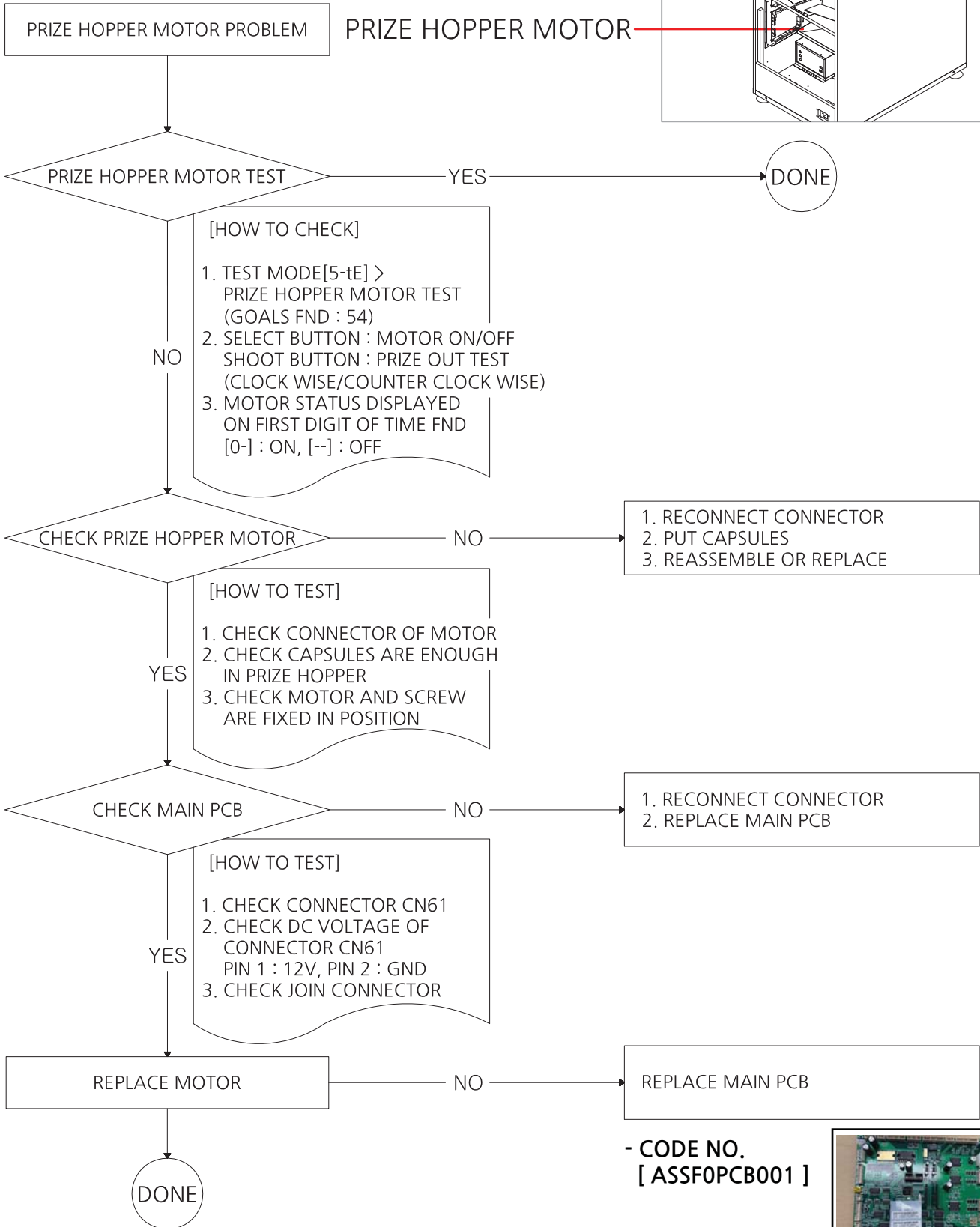
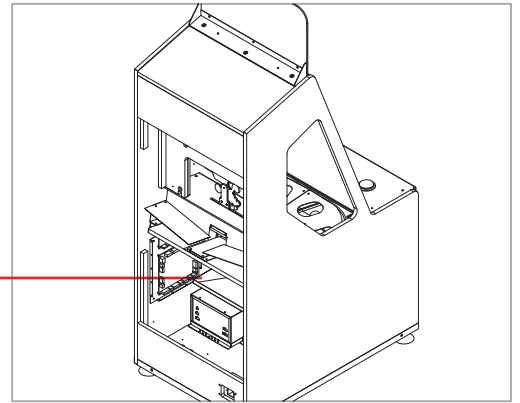
5. IN CASE OF GOAL IN HOLE SENSOR PROBLEM [ER. 71]





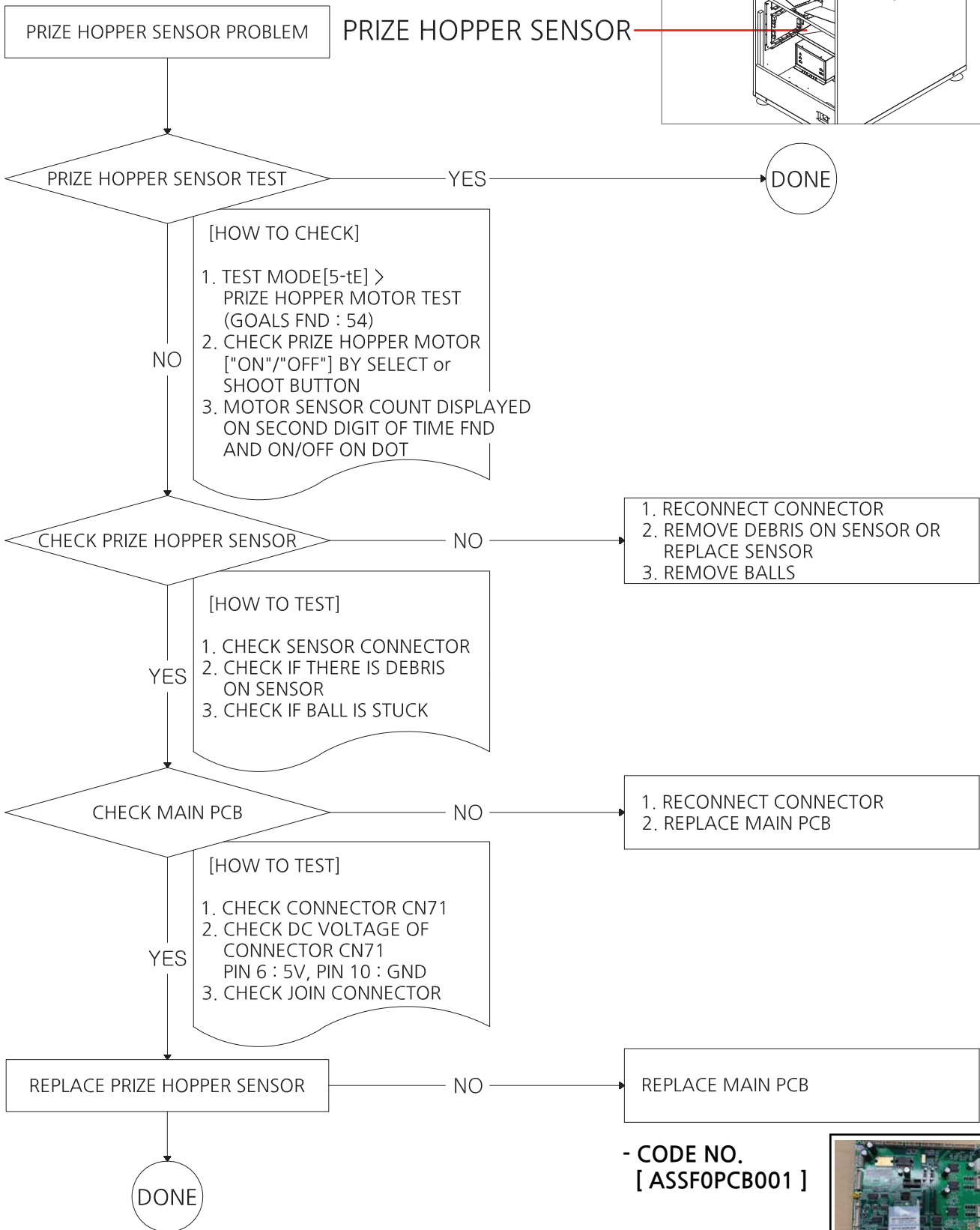
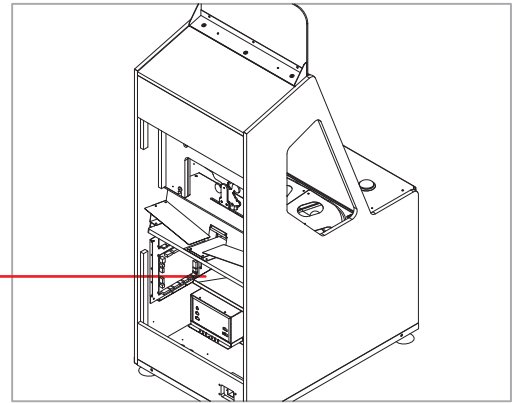
* General check up : Check the supply voltage and wiring connection properly
 * "NO" : Means faulty of the check up result.

6. IN CASE OF PRIZE HOPPER MOTOR PROBLEM [Er. 81]



* General check up : Check the supply voltage and wiring connection properly
 * "NO" : Means faulty of the check up result.

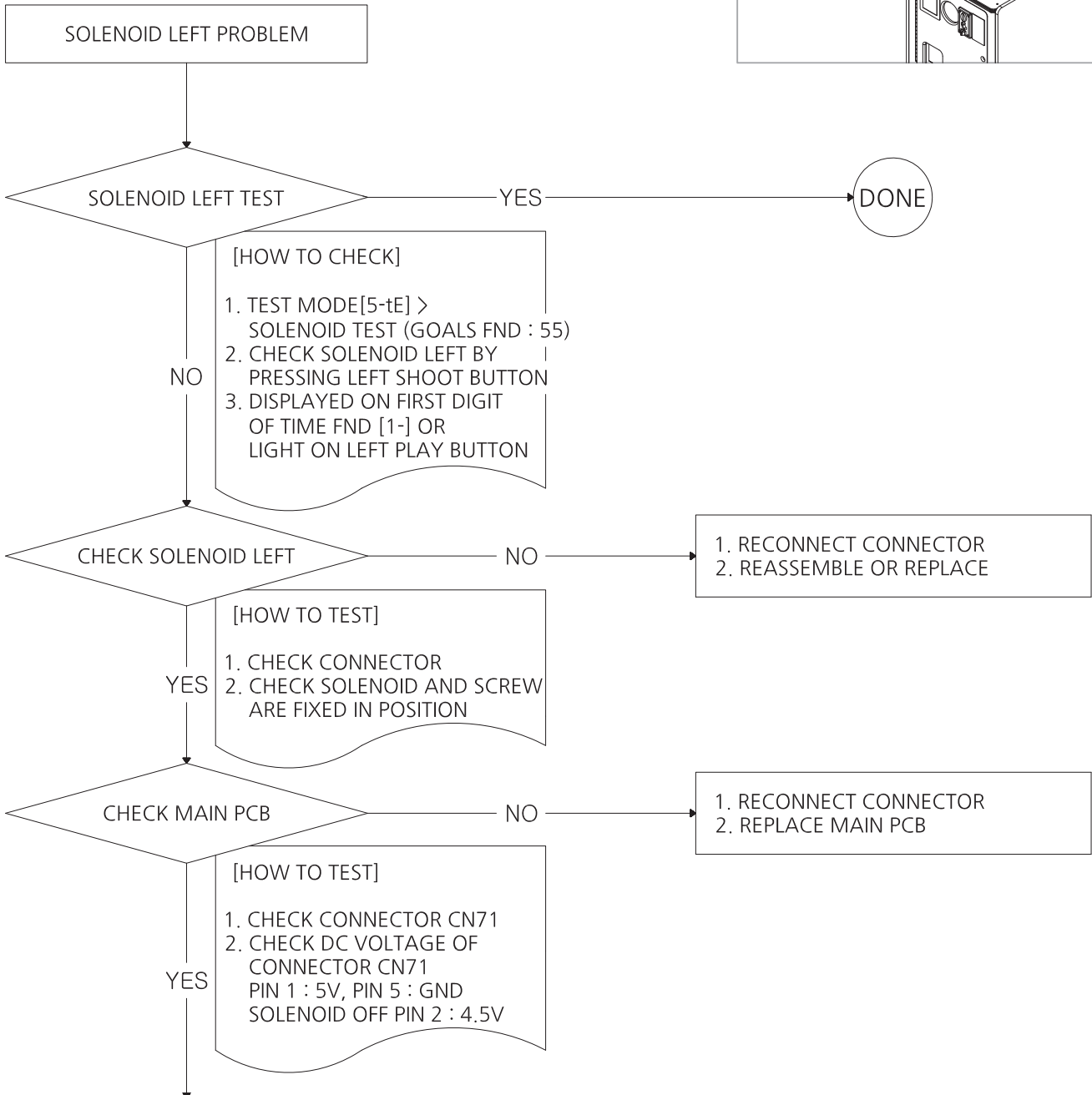
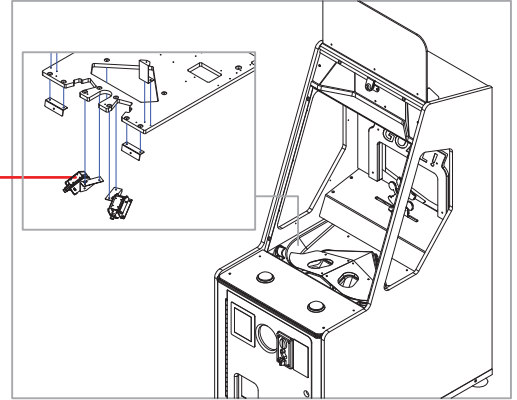
7. IN CASE OF PRIZE HOPPER SENSOR PROBLEM [Er. 82]

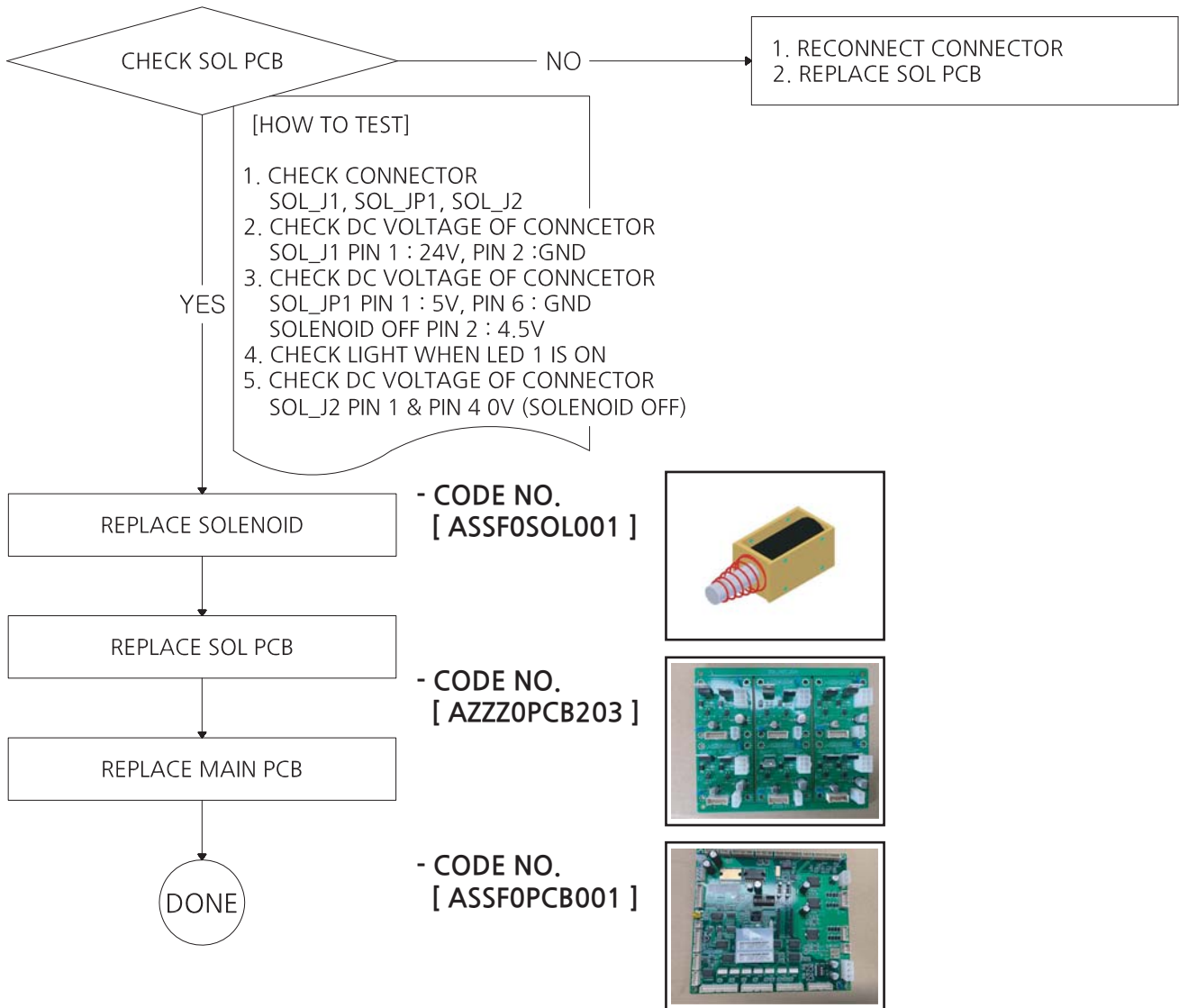


* General check up : Check the supply voltage and wiring connection properly
 * "NO" : Means faulty of the check up result.

8. IN CASE OF SOLENOID LEFT PROBLEM

SOLENOID LEFT

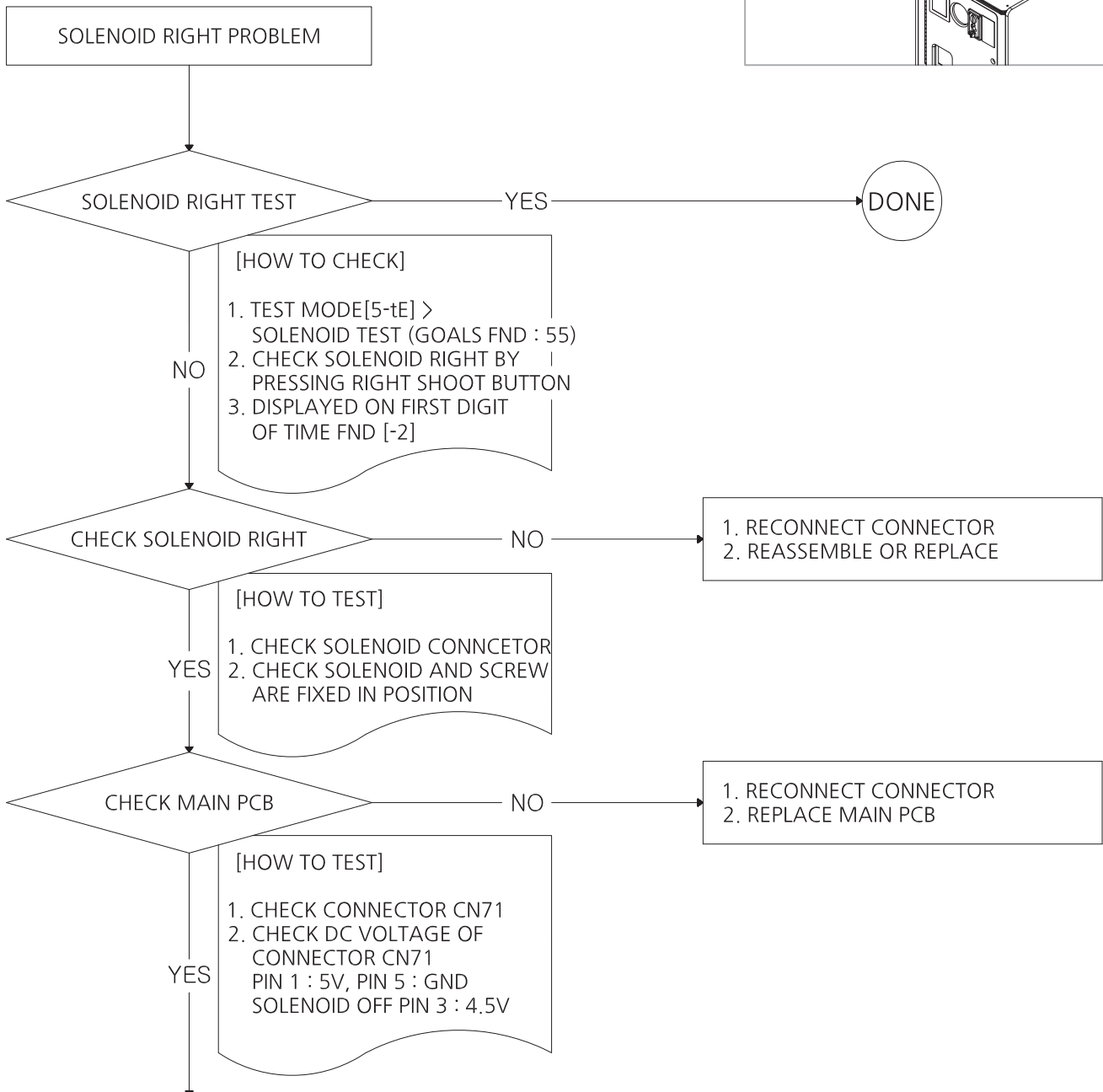
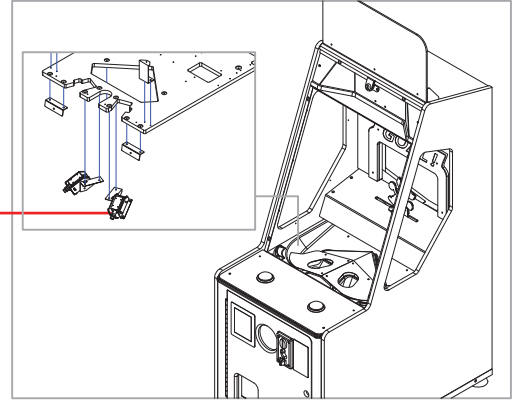


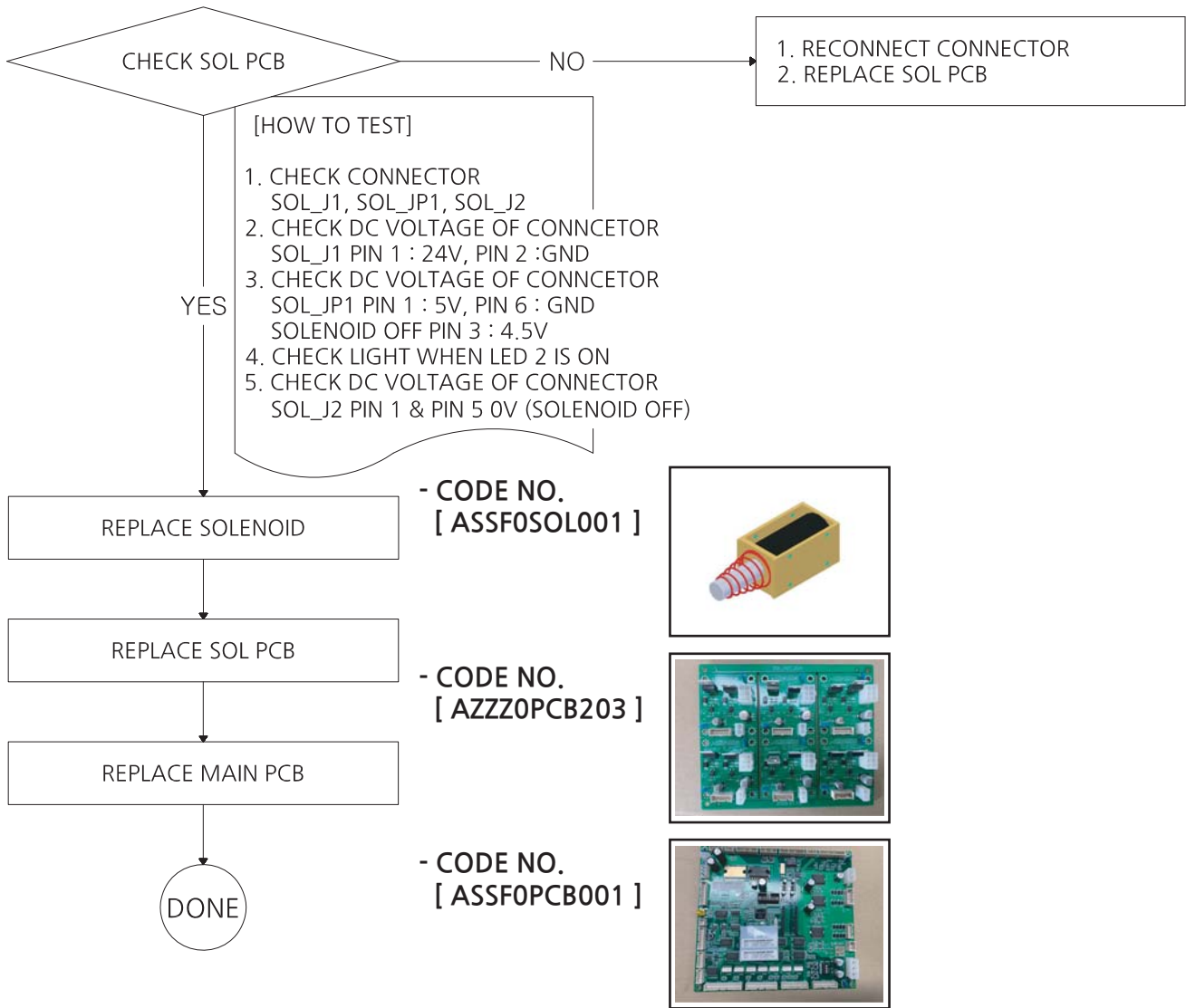


* General check up : Check the supply voltage and wiring connection properly
 * "NO" : Means faulty of the check up result.

9. IN CASE OF SOLENOID RIGHT PROBLEM

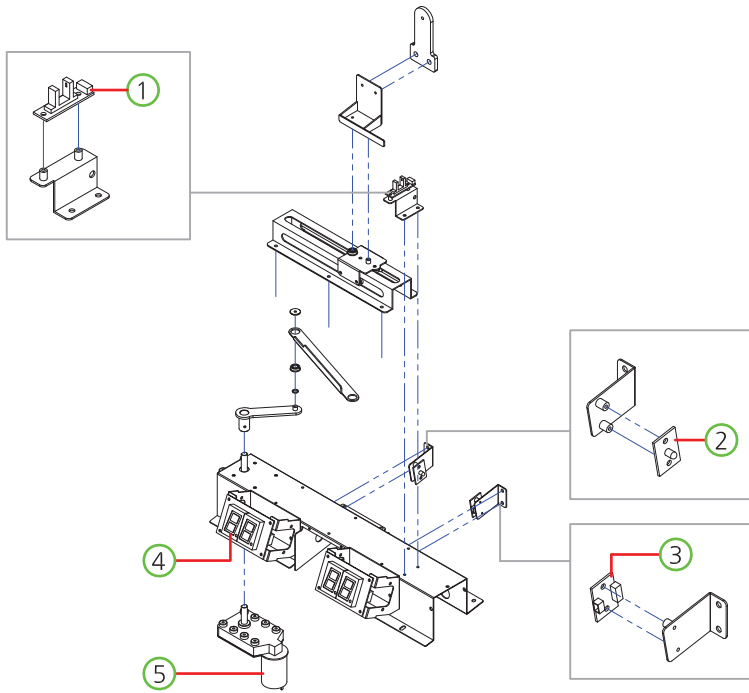
SOLENOID RIGHT



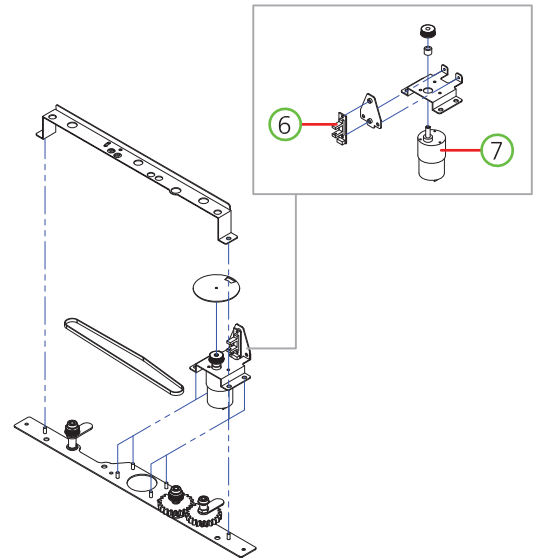


[4. WARRANTY ITEM & PART PICTURE]

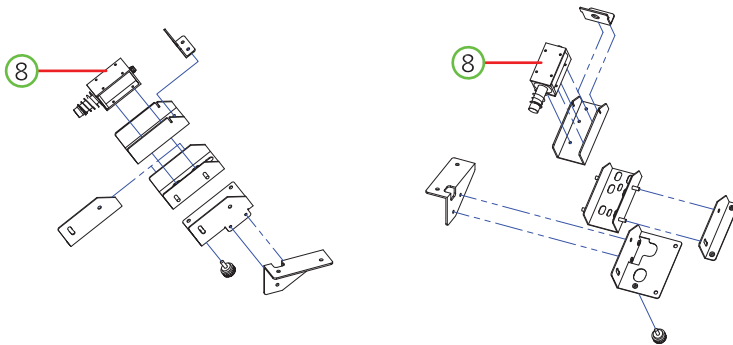
- GOALKEEPER MOVING PART



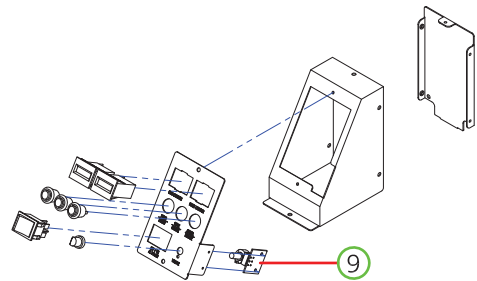
- BALL TRAFFIC JAM PART



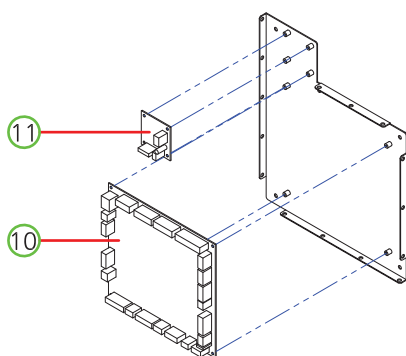
- SOLENOID-1P, 2P PART



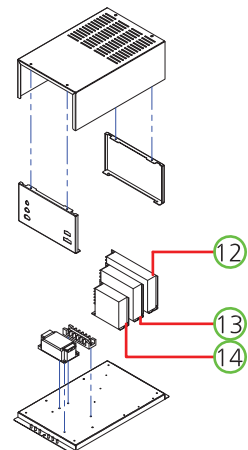
- SETUP PANEL PART









- MAIN BOARD PCB PART





- SMPS BOX PART



NO.	PIC	PART NAME	SPEC.	QTY	CODE NO.	WARRANTY	
						6 Month	One Year
①	○	PHOTO INT-1 PCB ASS'Y	-	1	AZZZ0PCB103		○
②	○	SENSOR_T PCB ASS'Y	-	1	ASSF0PCB002		○
③	○	SENSOR_R PCB ASS'Y		1	MEIF0PAR014		○
④	○	FND PCB ASS'Y	2941-2(STRAIGHT)	2	AFND0PCB003		○
⑤	○	MOTOR	KGE-3448-050-12V_1/204 F-TYPE	1	MZZZ0MOT072	○	
⑥	○	PHOTO INT-1 PCB ASS'Y	ANGLE TYPE	1	AZZZ0PCB103		○
⑦	○	MOTOR	KGC-0090-3429 50RPM(W/TAP)	1	MZZZ0MOT165	○	
⑧	○	SOLENOID ASS'Y	-	2	ASSF0SOL001	○	
⑨	○	VOLUME PCB ASS'Y	1 VOLUME	1	AHM20PCB016		○
⑩	○	ADSTAR MAIN IO PCB ASS'Y	-	1	ASSF0PCB001		○
⑪	○	SOL FET 2CH PCB ASS'Y	12V_2CH	1	AZZZ0PCB203		○
⑫	○	POWER SMPS	LRS 150F-24	1	MELE0SMP085		○
⑬	○	POWER SMPS	LRS 150F-12	1	MELE0SMP090		○
⑭	○	POWER SMPS	RS 75-5	1	MELE0SMP040		○

1	2	3	4	5	6
					
AZZZ0PCB103	ASSF0PCB002	MEIF0PAR014	AFND0PCB003	MZZZ0MOT072	AZZZ0PCB103

7	8	9	10	11	12
					
MZZZ0MOT165	ASSF0SOL001	AHM20PCB016	ASSF0PCB001	AZZZ0PCB203	MELE0SMP085

13	14
	
MELE0SMP090	MELE0SMP040