


Replacement_CHAIN ATTACHMENT FIX BKT

Applied products :TICKET COASTER



no	PART NAME	Q'TY
P1	FIX BRACKET	1



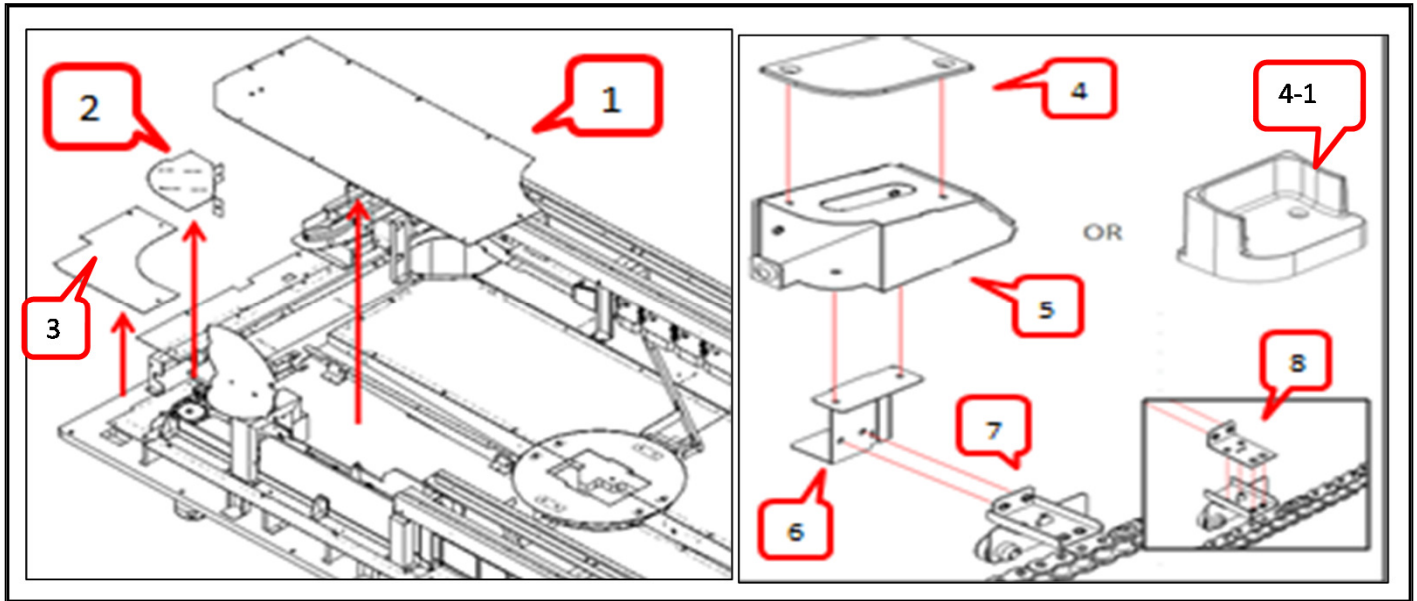
REMOVE

2 REMOVE

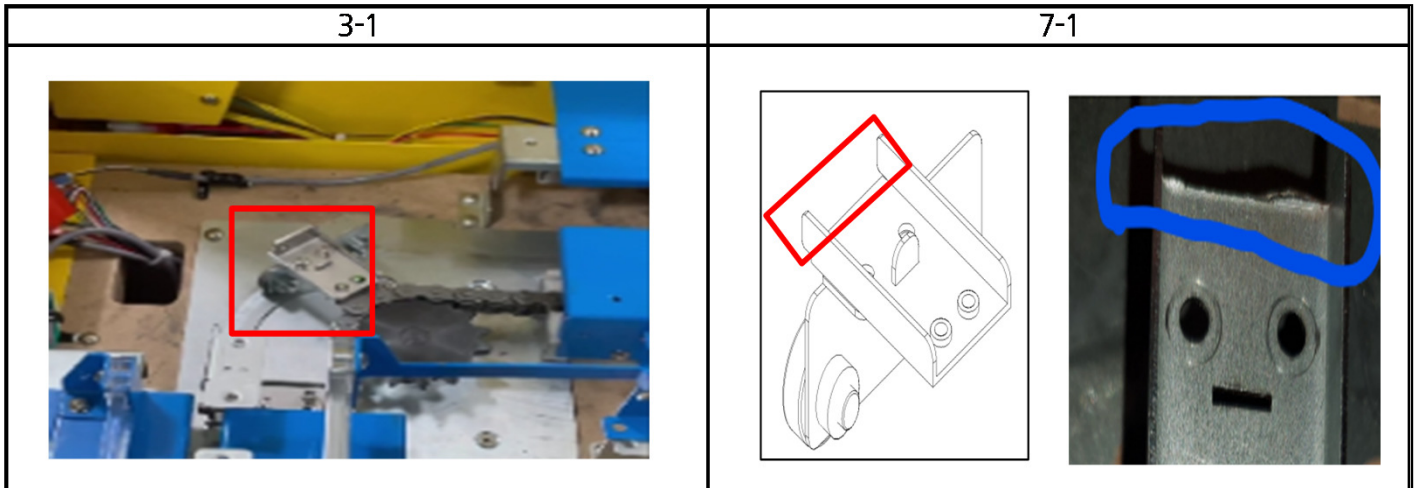
no	PROCESS	ITEM	Q'ty	BOLT	SPEC	Q'ty	BOLT	SPEC	Q'ty
1	REMOVE	P_ COVER ACRYL-L	1	TH_NI	4x8	12			
2	REMOVE	C_I_ CORVER BKT	1	TH_NI	4x8	2			
3	REMOVE	C_O_ CORVER BKT L	1	TH_NI	4x6	3			
3-1	MOVE	TRAIN							
4	REMOVE	T_H_ ACRYL-L	1	FH_NI	4x10	2			
5	REMOVE	T_H_ BKT-L	1	SEMS	4x10	2			
4-1	OR REMOVE	4-1(Instead of 4 and 5) OPTION		FH_NI	4x10	2			
6	REMOVE	TRAIN FIX BKT		SEMS	4x8	2			
7	REMOVE	C_ A_ FIX BKT		SEMS	4x8	2	NUT	M4	2
7-1	REMOVE	THE BUR							
		bur :There should be no interference when assembling number 8.							

3 ASSEMBLE

7-1	recheck	Remove the burr.							
8	ASSEMBLE	FIX BRACKET (P1)		SEMS	4x10	2	NUT	M4	2
9	ASSEMBLE	(Assembly is the reverse order of disassembly.)							
		※ Please check the precautions below.							
		7-1 - 8 - 7 - 6 - 5 - 4 - 3 - 2 - 1 or 7-1 - 8 - 7 - 4-1 - 3 - 2 - 1							



※ CAUTION



8

